




The Wolves of Greycoat Hall
By Lucinda Gifford

Making a
**HOT DOG
BOOKLET**



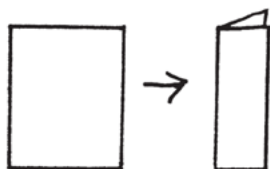
NOTE: Print at 100% print size (not "fit to page") so that the folds are in the right place!

Making a HOT DOG BOOKLET

You can use any size paper for your Hot Dog Booklet.

The great thing about the Hot Dog Booklet is that you just use one side, so you can reuse scrap paper if you like. And you can easily unfold the book and photocopy it to make extra copies to share!

1. Fold the paper in half the long way, like a hot dog.



2. Open the paper and fold it in half the short way, like a hamburger.



3. Take one layer of paper, flip the edge back to meet the fold, and crease.



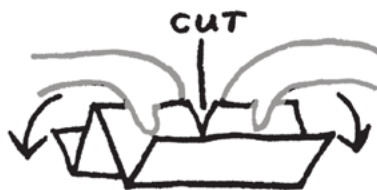
4. Turn the paper over, flip the edge of the paper back to meet the fold, and crease.



5. Place the paper on the table so that you see a W when you look at the end.
6. Cut the center of the W along the center fold. You'll be cutting through two layers of paper and stopping at the cross fold.



7. With your wrists above your fingers, hold the two halves of the hot dog, from the top.



8. Turn your wrists to the sides. You will have an open book with four sections.



9. Bring three of the sections together. Fold the last section on top of the other three so that you have a flat book.



Before travel, practice your **REASSURING SMILES.**

"Wolves need to look reassuring if they are to flourish in society."

Read up on **LOCAL HISTORY.**

Shorpen Coovst Boorn

The WOLF ABROAD

A Travel Guide

translated by Lucinda Gifford

"Exciting, imaginative and very funny, with lots of cake."

Judith Rossell

© Lucinda Gifford 2020

Blend in by adopting **LOCAL DRESS.**

"Tartan is often worn by wolves with Scottish heritage."

Important! Take regular **SNACK BREAKS.**

"Hunger may result in Undignified Situations and Embarrassing Incidents."

Note! Some locals may be **NERVOUS** of wolves.

"Wolves may encounter less relaxed attitudes abroad."

So be tactful when asking for **DIRECTIONS.**